

Name of the Company: HIRA AUTOMOBILES LTD

Scrp Code, Name of the scrip, class of security: 531743

Quarter ended: 30th June, 2013

Partly paid-up shares:-

	No. of partly paid-up shares	As a % of total no. of partly paid-up shares	As a % of total no. of shares of the company
Held by promoter/promoter group	Nill	Nill	Nill
Held by public	Nill	Nill	Nill
<b>Total</b>	<b>0</b>	<b>Nill</b>	<b>Nill</b>



Outstanding convertible securities:- No. of outstanding securities

	No. of outstanding securities	As a % of total no. of outstanding convertible securities	As a % of total no. of shares of the company, assuming full conversion of the convertible securities
Held by promoter/promoter group	Nill	Nill	Nill
Held by public	Nill	Nill	Nill
<b>Total</b>	<b>0</b>	<b>Nill</b>	<b>Nill</b>

Warrants:-

	No. of warrants	As a % of total no. of warrants	As a % of total no. of shares of the company, assuming full conversion of warrants
Held by promoter/promoter group	Nill	Nill	Nill
Held by public	Nill	Nill	Nill
<b>Total</b>	<b>0</b>	<b>Nill</b>	<b>Nill</b>

Total paid-up capital of the company, assuming full conversion of warrants and convertible securities

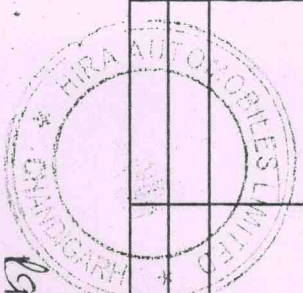
**Statement Showing Shareholding Pattern**

Category or code	Category of Shareholder	Number of Shareholders	Total number of shares	Number of shares held in dematerialized form	Total shareholding as a percentage of total number of shares		Shares Pledged or otherwise encumbered	As a percentage
					As a percentage of(A+B) <sup>1</sup>	As a percentage of (A+B+C)		
(I)	(II)	(III)	(IV)	(V)	(VI)	(VII)	(VIII)	(IX) = (VIII)/(IV)*100
(A)	Shareholding of Promoter and							
1	Indian							
(a)	Individuals/ Hindu Undivided Family							
(b)	Central Government/ State Government(s)	12	2635710	0	95.72	95.72	0	0.00
(c)	Bodies Corporate	0	0	0	0.00	0.00	0	0.00
(d)	Financial Institutions/ Banks	0	0	0	0.00	0.00	0	0.00
(e)	Any Others(Specify)	0	0	0	0.00	0.00	0	0.00
(e-i)		0	0	0	0.00	0.00	0	0.00
(e-ii)		0	0	0	0.00	0.00	0	0.00
	<b>Sub Total(A)(I)</b>	12	2635710	0	95.72	95.72	0	0.00
2	<b>Foreign</b>							
a	Individuals (Non-Residents Individuals/ Foreign Individuals)	0	0	0	0.00	0.00	0	0.00
b	Bodies Corporate	0	0	0	0.00	0.00	0	0.00
c	Institutions	0	0	0	0.00	0.00	0	0.00
d	Qualified Foreign Investor	0	0	0	0.00	0.00	0	0.00

*[Handwritten Signature]*

e	Any Others(Specify)	0	0	0	0	0.00	0.00	0	0.00
e-i						0.00	0.00	0	0.00
e-ii									
	Sub Total(A)(2)	0	0	0	0	0.00	0.00	0	0.00
	Total Shareholding of Promoter and	12	2635710	0	0	95.72	95.72	0	0.00
(B)	Public shareholding								
1	Institutions								
(a)	Mutual Funds/ UTI	0	0	0	0	0.00	0.00		
(b)	Financial Institutions / Banks	0	0	0	0	0.00	0.00		
(c)	Central Government/ State Government(s)	0	0	0	0	0.00	0.00		
(d)	Venture Capital Funds	0	0	0	0	0.00	0.00		
(e)	Insurance Companies	0	0	0	0	0.00	0.00		
(f)	Foreign Institutional Investors	0	0	0	0	0.00	0.00		
(g)	Foreign Venture Capital Investors	0	0	0	0	0.00	0.00		
(h)	Qualified Foreign Investor	0	0	0	0	0.00	0.00		
(i)	Any Other (specify)	0	0	0	0	0.00	0.00		
(i-ii)						0.00	0.00		
(i-ii)									
	Sub-Total (B)(1)	0	0	0	0	0.00	0.00		
B 2	Non-institutions								
(a)	Bodies Corporate	0	0	0	0	0.00	0.00		
(b)	Individuals					0.00	0.00		
	Individuals - i. Individual shareholders holding nominal share capital up to Rs 1 lakh	194	117730	0	0	4.28	4.28		
II	ii. Individual shareholders holding nominal share capital in excess of Rs. 1 lakh.	0	0	0	0	0.00	0.00		
(c)	Qualified Foreign Investor	0	0	0	0	0.00	0.00		
(d)	Any Other (specify)	0	0	0	0	0.00	0.00		

*[Handwritten Signature]*



1930410

(d-ii)							0.00	0.00						
	Sub-Total (B)(2)	194	117730	0	4.28	4.28								
(B)	Total Public Shareholding (B)= (B)(1)+(B)(2)	194	117730	0	4.28	4.28								
	TOTAL (A)+(B)	206	2753440	0	100.00	100.00								
(C)	Shares held by Custodians and against which Depository Receipts have been issued													
1	Promoter and Promoter Group	0	0	0	0	0.00							0.00	
2	Public	0	0	0	0	0.00								
	Sub-Total (C)	0	0	0	0	0							0	
	GRAND TOTAL (A)+(B)+(C)	206	2753440	0	0	100.00							0	0.00

*Handwritten signature*

*Handwritten signature*

(1)(b) Statement showing holding of securities (including shares, warrants, convertible securities) of persons belonging to the category "Promoter and Promoter Group"

Sr. No.	Name of the shareholder	Details of Shares held			Encumbered shares (*)		Details of warrants			Details of convertible securities		Total shares (including underlying shares assuming full conversion of warrants and convertible securities) as a % of diluted share capital
		(i) Number of shares held	(ii) As a % of grand total (A)+(B)+(C)	(iii) No.	(iv) As a percentage (V)=(W)/(iii)*100	(vi) As a % of grand total (A)+(B)+(C) of sub-clause (I)(a)	(vii) Number of warrants held	(viii) As a % of total number of warrants of the same class	(ix) Number of convertible securities held	(x) As a % of total number of convertible securities of the same class		
1	Rajinder Kaur Bhattal	826000	30.00	0	0.00	0.00	0	0	0	0	(xiii)	
2	Kuideep Singh Bhattal	272100	9.88	0	0.00	0.00	0	0	0	0		
3	Rahulinder Singh Sidhu	270000	9.81	0	0.00	0.00	0	0	0	0		
4	Simran Bajwa	265010	9.62	0	0.00	0.00	0	0	0	0		
5	D S Sangha	51600	1.87	0	0.00	0.00	0	0	0	0		
6	Preet Sangha	25400	0.92	0	0.00	0.00	0	0	0	0		
7	Vikram Bajwa	24700	0.90	0	0.00	0.00	0	0	0	0		
8	Manjeet Kaur Sangha	24700	0.90	0	0.00	0.00	0	0	0	0		
9	Amandeep Singh Sangha	21600	0.78	0	0.00	0.00	0	0	0	0		
10	Karamjit Singh	15400	0.56	0	0.00	0.00	0	0	0	0		
11	Manjeet Kaur Sangha	838200	30.44	0	0.00	0.00	0	0	0	0		
12	Neha Sidhu	1000	0.04	0	0.00	0.00	0	0	0	0		
	<b>TOTAL</b>	<b>2635710</b>	<b>95.72</b>	<b>0</b>	<b>0.00</b>	<b>0.00</b>	<b>0</b>	<b>0</b>	<b>0</b>	<b>0</b>	<b>0</b>	

) The term "encumbrance" has the same meaning as assigned to it in regulation 28(3) of the SAST Regulations, 2011




19/04/10

**(D)(c)(i) Statement showing holding of securities (including shares, warrants, convertible securities) of persons belonging to the category "Public" and holding more than 1% of the total number of shares**

Sr. No.	Name of the shareholder	Number of shares held	Shares as a percentage of total number of shares {i.e., Grand Total (A)+(B)+(C) indicated in Statement at para (I)(a) above}	Details of warrants		Details of convertible securities		Total shares (including underlying shares assuming full conversion of warrants and convertible securities) as a % of diluted share capital
				Number of warrants held	As a % of total number of warrants of the same class	Number of convertible securities held	% w.r.t total number of convertible securities of the same class	
1		0	0.00	0	0	0	0	
2		0	0.00	0	0	0	0	
3		0	0.00	0	0	0	0	
4		0	0.00	0	0	0	0	
5		0	0.00	0	0	0	0	
6		0	0.00	0	0	0	0	
7		0	0.00	0	0	0	0	
8		0	0.00	0	0	0	0	
9		0	0.00	0	0	0	0	
10		0	0.00	0	0	0	0	
<b>TOTAL</b>		<b>0</b>	<b>0.00</b>	<b>0</b>	<b>0</b>	<b>0</b>	<b>0</b>	

*[Handwritten signature]*

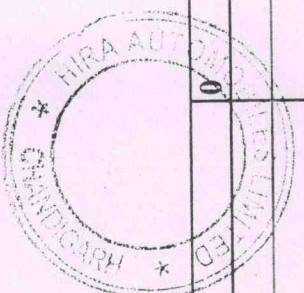


8960710

(D)(c)(ii) Statement showing holding of securities (including shares, warrants, convertible securities) of persons (together with PAC) belonging to the category "Public" and holding more than 5% of the total number of shares of the company

Sr. No.	Name(s) of the shareholder(s) and the Persons Acting in Concert (PAC) with them	Number of shares	Shares as a percentage of total number of shares {i.e., Grand Total (A)+(B)+(C) indicated in Statement at para (D)(a) above}	Details of warrants		Details of convertible securities		Total shares (including underlying shares assuming full conversion of warrants and convertible securities) as a % of diluted share capital
				Number of warrants	As a % total number of warrants of the same class	Number of convertible securities held	% w.r.t total number of convertible securities of the same class	
1			0.00	0	0	0	0	
2			0.00	0	0	0	0	
3			0.00	0	0	0	0	
4			0.00	0	0	0	0	
5			0.00	0	0	0	0	
6			0.00	0	0	0	0	
7			0.00	0	0	0	0	
8			0.00	0	0	0	0	
9			0.00	0	0	0	0	
10			0.00	0	0	0	0	
<b>TOTAL</b>		<b>0</b>	<b>0.00</b>	<b>0</b>	<b>0</b>	<b>0</b>	<b>0</b>	<b>0</b>

*[Handwritten Signature]*




19/7/2010

(I)(d) Statement showing details of locked-in shares

Sr. No.	Name of the shareholder	Number of locked-in shares	Locked-in shares as a percentage of total number of shares {i.e., Grand Total (A)+(B)+(C) indicated in Statement at para (I)(a) above}
1		0	0.00
2		0	0.00
3		0	0.00
4		0	0.00
5		0	0.00
6		0	0.00
7		0	0.00
8		0	0.00
9		0	0.00
TOTAL		0	0.00

*[Handwritten signature]*



19/2/10



(11)(a) Statement showing details of Depository Receipts (DRs)

Sr. No.	Type of outstanding DR (ADRs, GDRs, SDRs, etc.)	Number of outstanding DRs	Number of shares underlying outstanding DRs	Shares underlying outstanding DRs as a percentage of total number of shares {i.e., Grand Total (A)+(B)+(C) indicated in Statement at para (1)(a) above}
1			0	0.00
2			0	0.00
3			0	0.00
4			0	0.00
5			0	0.00
6			0	0.00
7			0	0.00
8			0	0.00
9			0	0.00
<b>TOTAL</b>		<b>0</b>	<b>0</b>	<b>0.00</b>

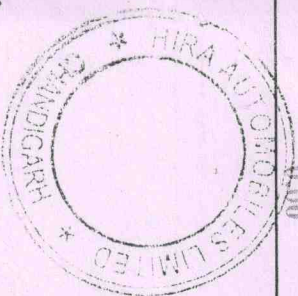
*[Handwritten Signature]*

8990710

(II)(b) Statement showing holding of Depository Receipts (DRs), where underlying shares held by "promoter/promoter group" are in excess of 1% of the total number of shares

Sr. No.	Name of the DR Holder	Type of outstanding DR (ADRs, GDRs, SDRs, etc.)	Number of shares underlying outstanding DRs	Shares underlying outstanding DRs as a percentage of total number of shares {i.e., Grand Total (A)+(B)+(C) indicated in Statement at para (I)(a) above}
1			0	0.00
2			0	0.00
3			0	0.00
4			0	0.00
5			0	0.00
6			0	0.00
7			0	0.00
8			0	0.00
9			0	0.00
TOTAL			0	0.00

*[Handwritten Signature]*



8/10/10