



I)(a) **Statement showing Shareholding Pattern**

Name of the Company: HIRA AUTOMOBILES LTD			
Scrip Code: 531743			
Quarter ended: 31 st March, 2011			
Partly paid-up shares:-	No. of partly paid-up shares	As a % of total no. of partly paid-up shares	As a % of total no. of shares of the company
Held by promoter/promoters group	Nil	Nil	Nil
Held by public	Nil	Nil	Nil
Total	Nil	Nil	Nil
Outstanding convertible securities:-	No. of outstanding securities	As a % of total No. of outstanding convertible securities	As a % of total no. of shares of the company, assuming full conversion of the convertible securities
Held by promoter/promoter group	Nil	Nil	Nil
Held by public	Nil	Nil	Nil
Total	Nil	Nil	Nil
Warrants:-	No. of warrants	As a % of total no. of warrants	As a % of total no. of shares of the company, assuming full conversion of warrants
Held by promoter/ promoter group	Nil	Nil	Nil
Held by public	Nil	Nil	Nil
Total	Nil	Nil	Nil
Total paid-up capital of the company assuming full conversion of warrants and convertible securities	NIL		


For HIRA AUTOMOBILES LTD

 Director

Category code	Category of shareholder	Number of shareholders	Total number of shares	Number of shares held in dematerialized form	Total shareholding as a percentage of total number of shares		Shares Pledged or otherwise encumbered	
					As a percentage of (A+B) ¹	As a percentage of (A+B+C)	Number of Shares	As a percentage
(I)	(II)	(III)	(IV)	(V)	(VI)	(VII)	(VIII)	(IX) = (VIII) / (IV) * 100
(A)	Promoter and Promoter Group ⁱⁱ							
(1)	Indian							
(a)	Individuals/ Hindu Undivided Family	12	2635710	NIL	95.72%	95.72%	NIL	NIL
(b)	Central Government/ State Government(s)	-	-	-	-	-	-	-
(c)	Bodies Corporate	-	-	-	-	-	-	-
(d)	Financial Institutions/ Banks							
(e)	Any Other (specify)							
(2)	Sub-Total (A)(1) Foreign	12	2635710	NIL	95.72%	95.72%	NIL	NIL

FOR FINANCIAL REPORT 2018-19


DIRECTOR

Category code	Category of shareholder	Number of shareholders	Total number of shares	Number of shares held in dematerialized form	Total shareholding as a percentage of total number of shares		Shares Pledged or otherwise encumbered	
					As a percentage of (A+B) ¹	As a percentage of (A+B+C)	Number of Shares	As a percentage
(I)	(II)	(III)	(IV)	(V)	(VI)	(VII)	(VIII)	(IX) = (VIII) / (IV) * 100
(a)	Individuals (Non-Resident Individuals/ Foreign Individuals)							
(b)	Bodies Corporate							
(c)	Institutions							
(d)	Any Other (specify)							
	Sub-Total (A)(2)							
	Total Shareholding of Promoter and Promoter Group (A)= (A)(1)+(A)(2)	12	2635710	NIL	95.72%	95.72%	NIL	NIL
(B)	Public shareholding ¹						N.A	N.A
(1)	Institutions						N.A	N.A
(a)	Mutual						N.A	N.A


 Director

Category code	Category of shareholder	Number of shareholders	Total number of shares	Number of shares held in dematerialized form	Total shareholding as a percentage of total number of shares		Shares Pledged or otherwise encumbered	
					As a percentage of (A+B) ¹	As a percentage of (A+B+C)	Number of Shares	As a percentage
(I)	(II)	(III)	(IV)	(V)	(VI)	(VII)	(VIII)	(IX) = (VIII) / (IV) * 100
	Funds/UTI							
(b)	Financial Institutions/ Banks							
(c)	Central Government/ State Government(s)							
(d)	Venture Capital Funds							
(e)	Insurance Companies							
(f)	Foreign Institutional Investors							
(g)	Foreign Venture Capital Investors							
(h)	Any Other (specify)							
(2)	Sub-Total (B)(1) Non-institutions	NIL	NIL	NIL	NIL	NIL	NIL	N.A.

Handwritten signature or mark at the bottom left of the page.

Category code	Category of shareholder	Number of shareholders	Total number of shares	Number of shares held in dematerialized form	Total shareholding as a percentage of total number of shares		Number of Shares	Shares Pledged or otherwise encumbered
					As a percentage of (A+B) ¹	As a percentage of (A+B+C)		
(I)	(II)	(III)	(IV)	(V)	(VI)	(VII)	(VIII)	(IX) = (VIII) / (IV) * 100
(a)	Bodies Corporate							
(b)	Individuals - i. Individual shareholders holding nominal share capital up to Rs. 1 lakh. ii. Individual shareholders holding nominal share capital in excess of Rs. 1 lakh.	196	117230	NIL	4.27%	4.27%	NIL	NIL
(c)	Any Other (NRI)	1	500	NIL	0.01%	0.01%	NIL	NIL
	Sub-Total (B)(2)	197	117730	NIL	4.28%	4.28%	NIL	NIL
	Total Public Shareholding (B) ² = (B)(1)+(B)(2)	197	117730	NIL	4.28%	4.28%	NIL	NIL
	TOTAL (A)+(B)	209	2753440	NIL	100%	100%	NIL	NIL
I	Shares held by							

Category code	Category of shareholder	Number of shareholders	Total number of shares	Number of shares held in dematerialized form	Total shareholding as a percentage of total number of shares		Shares Pledged or otherwise encumbered	
					As a percentage of (A+B) ¹	As a percentage of (A+B+C)	Number of Shares	As a percentage
(I)	(II)	(III)	(IV)	(V)	(VI)	(VII)	(VIII)	(IX) = (VIII) / (IV) * 100
	Custodians and against which Depository Receipts have been issued	NIL	NIL	NIL	NIL	NIL	NIL	NIL
	GRAND TOTAL (A)+(B)+(C)	209	2753440	NIL	100%	100%	NIL	NIL

FOR INFORMATION

Director

(1)(b) Statement showing Shareholding of persons belonging to the category "Promoter and Promoter Group"

Sr. No.	Name of the shareholder	Total Shares held		Shares pledged or otherwise encumbered		
		Number	As a % of grand total 12. + (B) + (C)	Number	As a percentage (VI) = (V) / (III) * 100	As a % of grand total (A) + (B) + (C) of sub-clause (I)(a)
(I)	(II)	(III)	(IV)	(V)	(VI) = (V) / (III) * 100	(VII)
1.	Rajinder Kaur Bhattal	826000	30.00%	-----	-----	-----
2.	Kuldeep Singh Bhattal	272100	9.88%	-----	-----	-----
3.	Rahul Sidhu	270000	9.81%	-----	-----	-----
4.	Simran Bajwa	265010	9.62%	-----	-----	-----
5.	D.S Sangha	51600	1.87%	-----	-----	-----
6.	Preeti Sangha	25400	0.92%	-----	-----	-----
7.	Vikram Bajwa	24700	0.90%	-----	-----	-----
8.	Manjeet Kaur Sangha	24700	0.90%	-----	-----	-----
9.	Aamandeep Singh Sangha	21600	0.78%	-----	-----	-----
10.	Karanjit Singh	15400	0.56%	-----	-----	-----
11.	Manjeet Kaur Sangha	838200	30.44%	-----	-----	-----
12.	Neha Sidhu	1000	0.04%	-----	-----	-----
	Total	2635710	95.72%	-----	-----	-----

Director

(1)(c) Statement showing Shareholding of persons belonging to the category "Public" and holding more than 1% of the total number of shares

Sr. No.	Name of the shareholder	Number of shares	Shares as a percentage of total number of shares {i.e., Grand Total (A)+(B)+(C) indicated in Statement at para (1)(a) above}
1.	NIL	NIL	NIL
2.	NIL	NIL	NIL
	TOTAL	NIL	NIL

(1)(d) Statement showing details of locked-in shares

Sr. No.	Name of the shareholder	Number of locked-in shares	Locked-in shares as a percentage of total number of shares {i.e., Grand Total (A)+(B)+(C) indicated in Statement at para (1)(a) above}
1.	NIL	NIL	NIL
2.	NIL	NIL	NIL
	TOTAL	NIL	NIL

For Hira Autoconomes Ltd.

Director

(II)(a) Statement showing details of Depository Receipts (DRs)

Sr. No.	Type of outstanding DR (ADRs, GDRs, SDRs, etc.)	Number of outstanding DRs	Number of shares underlying outstanding DRs	Shares underlying outstanding DRs as a percentage of total number of shares i.e., Grand Total (A)+(B)+(C) indicated in Statement at para (I)(a) above}
1.	NIL	NIL	NIL	NIL
2.	NIL	NIL	NIL	NIL
TOTAL		NIL	NIL	NIL

(II)(b) Statement showing Holding of Depository Receipts (DRs), where underlying shares are in excess of 1% of the total number of shares

Sr. No.	Name of the DR Holder	Type of outstanding DR (ADRs, GDRs, SDRs, etc.)	Number of shares underlying outstanding DRs	Shares underlying outstanding DRs as a percentage of total number of shares i.e., Grand Total (A)+(B)+(C) indicated in Statement at para (I)(a) above}
1.	NIL	NIL	NIL	NIL
2.	NIL	NIL	NIL	NIL
TOTAL			NIL	NIL

FOR THE PROMOTERS

 Director