

HIRA AUTOMOBILES LIMITED

Registered Office- # 0598, Sector 18B, Chandigarh, 160018,
CIN-L50101CH1989PLC009500

Email: hiraaccounts@gmail.com, website: www.hiraautomobiles.com,
Telephone: +91-92170-48111, +91-92572-39113

Date-14-11-2023

To The Listing Department,
BSE LIMITED,
PhirozeJeejeebhoy Towers,
Dalal Street,
Mumbai

Company Code-531743

SUB:OUTCOME OFBOARD MEETING

Dear Sir,

Please note that Board of Directors has approved Un-Audited Standalone Financial Results the Quarter and Six Months ended on 30th September, 2023 in its meeting held on Tuesday on 14th November, 2023. In this connection, please find enclosed herewith following documents,

1. Un-Audited Standalone Financial Results the Quarter and Six Months ended on 30th September, 2023.
2. A Statement of assets and liabilities as at 30th September, 2023.
3. Cash Flow Statement for half year ended on 30th September, 2023.
4. Limited Review Report of statutory auditors of the Company on above results.

The above outcome will also be made available on the website of the Company and can be accessed using the below link:<http://www.hiraautomobiles.com/quarterly-results.php>.

Please further Note that the Board meeting started at 04.00 P.M. and concluded at 07-00 PM.

Thanking You,

Yours faithfully,

For HIRA AUTOMOBILES LIMITED


RAHULINDER SINGH SIDHU
CHAIRMAN ANNAGING DIRECTOR



HIRA AUTOMOBILES LIMITED

Regd. Office: # 598, Sector 18-B, Chandigarh


CIN- L50101CH1989PLC009500, Tel No.+91-92170-48111, +91-92572-39113,

E-mail- hiraaccounts@gmail.com, Website- www.hiraautomobiles.com

**Statement of Un-Audited Standalone Financial Results for the Quarter and Half Yearended on
30th September, 2023**

Amount (Rs. In Lakhs)

Particulars	Quarter ended			Half year ended		Financial year ended
	30.09.2023	30.06.2023	30.09.2022	30.09.2023	30.09.2022	31.03.2023
	Un-audited	Un-audited	Un-audited	Un-audited	Un-audited	Audited
1 Income						
Revenue from Operations	6279.38	5968.44	5909.45	12247.82	11579.64	24895.98
Other Income	2.09	2.05	2.19	4.14	4.36	43.99
Total Income	6281.47	5970.49	5911.64	12251.96	11584.00	24939.97
2 Expenses						
a Cost of materials consumed	-	-	-	-	-	-
b Purchase of stock-in-trade	5694.77	4786.68	5052.47	10481.45	10263.78	22598.10
c Changes in inventories of finished goods, work-in-progress and stock-in-trade	-110.18	465.24	135.45	355.06	-108.16	-370.53
d Employee benefit expense	229.16	241.45	250.47	470.61	497.82	918.81
e Finance Cost	193.18	206.12	214.26	399.30	416.84	812.62
f Depreciation and amortization expense	33.75	33.80	34.01	67.55	68.20	136.61
g Other expenses	207.18	212.42	204.18	419.60	410.67	742.16
Total Expenses (a - g)	6247.86	5945.71	5890.84	12193.57	11549.15	24837.77
3 Profit/(Loss) before Exceptional Items and Tax	33.61	24.78	20.80	58.39	34.85	102.20
4 Exceptional Items	0.00	0.00	0.00	0.00	0.00	0.07
5 Profit/(Loss) before Tax	33.61	24.78	20.80	58.39	34.85	102.13
6 Tax expense						
a. Current Tax	7.00	6.00	4.00	13.00	7.00	24.67
b. Deferred Tax	0.00	0.00	0.00	0.00	0.00	2.41




	Total Tax expense	7.00	6.00	4.00	13.00	7.00	27.08
7	Net movement in regulatory deferral account balances related to profit or loss and the related deferred tax movement						
8	Profit/ (Loss) from Continuing Operations	26.61	18.78	16.80	45.39	27.85	75.05
9	Profit/ (Loss) from Discontinuing Operations	-	-	-	-	-	-
10	Profit/(Loss) for the period	26.61	18.78	16.80	45.39	27.85	75.05
11	Other Comprehensive Income	-	-	-	-	-	-
12	Total Comprehensive Income-	-	-	-	-	-	-
13	Paid up equity share Capital (Face value of Rs. 10/- per share)	275.34	275.34	275.34	275.34	275.34	275.34
14	Reserve excluding revaluation reserves	1068.41	1041.80	1023.02	1068.41	1023.02	1023.02
15	Earning per Equity share both Basic and Diluted	0.97	0.68	0.61	1.65	1.01	2.73

NOTES:

1. The above un-audited financial results for the quarter ended 30th September, 2023 have been reviewed by the Audit Committee and approved by the Board of Directors in their respective meetings held on 14th November, 2023 and statutory auditors have carried out limited review of the same.
2. The Company is operating in One Segment only - sale and service of Vehicles.
3. The previous period figures have been regrouped/ rearranged, wherever considered necessary.

For HIRA AUTOMOBILES LIMITED



RAHULINDER SINGH SIDHU
MANAGING DIRECTOR
 DIN - 00447452

DATE: 14.11.2023
 PLACE: CHANDIGARH

HIRA AUTOMOBILES LIMITED

Regd. Office: # 598, Sector 18-B, Chandigarh

CIN- L50101CH1989PLC009500, Tel No-+91-92170-48111, +91-92572-39113,

E-mail- hiraaccounts@gmail.com, Website- www.hiraautomobiles.com

Standalone Statement of Assets and Liabilities as at 30th September, 2023


(Amount Rupees in Lakhs)

Particulars		Asat30 th September, 2023	Asat31 st March, 2023
		Un-Audited	Audited
A. ASSETS			
1.	Non-current assets		
	(a) Property, plant and equipment	1244.49	1292.00
	(b) Capital work-in-progress	-	-
	(c) Investment property	0.14	0.14
	(d) Goodwill	-	-
	(e) Other intangible assets	-	-
	(f) Non-current Financial Assets-		
	- Non-current Investments	-	-
	- Trade receivables non-current	-	-
	-Loans, non current	-	-
	-Others non current financial assets	45.88	45.88
	(g) Deferred tax assets (net)	-	-
	(h) Other Non Current assets	-	-
	Total of Non-current assets	1290.51	1338.02
2	Current assets		
	(a) Inventories	4990.83	4506.94
	(b) Current Financial Assets-		
	- Investments	-	-
	-Trade receivables current	2399.87	2292.84
	-Cash and cash equivalents	61.08	44.63
	-Bank balance other than cash and cash equivalent	- 135.99	140.69
	- Loans, current	-	-
	- Others	-	-
	(c) Current tax assets (net)	-	-
	(d) Other current assets	1162.21	1285.39
	Total of Current assets	8749.98	8270.49
	TOTAL -ASSETS	10040.49	9608.51



B.	EQUITY AND LIABILITIES		
1	Equity		
	(a) Equity share capital	275.34	275.34
	(b) Other equity	1068.41	1023.02
	Total of equity	1343.75	1298.36
2	Liabilities		
	Non-current liabilities		
	(a) Financial liabilities		
	- Borrowings, non current	2669.58	2711.16
	- Trade payables, non current	-	-
	- Others, non current fin liabilities	-	-
	(b) Provisions, non current	117.29	126.90
	(c) Deferred tax liabilities (net)	102.67	102.67
(d) Other non-current liabilities	50.31	47.24	
	Total of non-current liabilities	2939.85	2987.97
	Current liabilities		
(a) Financial liabilities			
- Borrowings, current	5089.23	4583.19	
- Trade payables, current	34.68	107.56	
- Others current fin liabilities	-	-	
(b) Other current liabilities	565.52	572.00	
(c) Provisions, current	67.46	59.43	
(d) Current tax liabilities (Net)	-	-	
	Total of Current liabilities	5756.89	5322.18
	Total liabilities	8696.74	8310.15
	TOTAL - EQUITY AND LIABILITIES	10040.49	9608.51

For HIRA AUTOMOBILES LIMITED



(Signature)
RAHULINDER SINGH SIDHU
MANAGING DIRECTOR
DIN - 00447452

DATE: 14.11.2023
PLACE: CHANDIGARH

HIRA AUTOMOBILES LIMITED

Regd. Office: # 598, Sector 18-B, Chandigarh


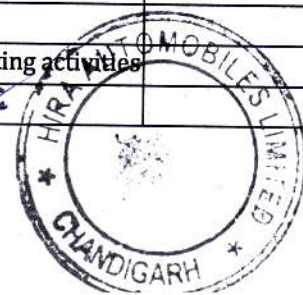
IN- L50101CH1989PLC009500, Tel No. +91-92170-48111, +91-92572-39113,

E-mail- hiraaccounts@gmail.com, Website- www.hiraautomobiles.com

Unaudited Standalone Cash flow statement, indirect for half year ended on 30.09.2023


Rs. in Lakhs

Cash flows from used in operating activities		
Profit before tax		
Adjustments for reconcile profit (loss)		58.39
Adjustments for finance costs		399.30
Adjustments for decrease (increase) in inventories		-483.89
Adjustments for decrease (increase) in trade receivables, current		-107.03
Adjustments for decrease (increase) in trade receivables, non-current		0.00
Adjustments for decrease (increase) in other current assets		0.00
Adjustments for decrease (increase) in other non-current assets		0.00
Adjustments for other financial assets, non-current		0.00
Adjustments for other financial assets, current		123.18
Adjustments for other bank balances		0.00
Adjustments for increase (decrease) in trade payables, current		-72.88
Adjustments for increase (decrease) in trade payables, non-current		0.00
Adjustments for increase (decrease) in other current liabilities		-0.99
Adjustments for increase (decrease) in other non-current liabilities		3.07
Adjustments for depreciation and amortisation expense		67.55
Adjustments for impairment loss reversal of impairment loss recognised in profit or loss		0.00
Adjustments for provisions, current		-1.58
Adjustments for provisions, non-current		0.00
Adjustments for other financial liabilities, current		-5.49
Adjustments for other financial liabilities, non-current		0.00
Adjustments for unrealised foreign exchange losses gains		0.00
Adjustments for dividend income		0.00
Adjustments for interest income		0.00
Adjustments for share-based payments		0.00
Adjustments for fair value losses (gains)		0.00
Adjustments for undistributed profits of associates		0.00
Other adjustments for which cash effects are investing or financing cash flow		0.00
Other adjustments to reconcile profit (loss)		0.00
Other adjustments for non-cash items		0.00
Share of profit and loss from partnership firm or association of persons or limited liability partnerships		0.00
	Total adjustments for reconcile profit (loss)	-78.76
	Net cash flows from (used in) operations	-20.37
Dividends received		0.00
Interest paid		0.00
Interest received		0.00
Income taxes paid (refund)		13.00
Other inflows (outflows) of cash		0.00
	Net cash flows from (used in) operating activities	-33.37
Cash flows from used in investing activities		


Cash flows from losing control of subsidiaries or other businesses	0.00
Cash flows used in obtaining control of subsidiaries or other businesses	0.00
Other cash receipts from sales of equity or debt instruments of other entities	0.00
Other cash payments to acquire equity or debt instruments of other entities	0.00
Other cash receipts from sales of interests in joint ventures	0.00
Other cash payments to acquire interests in joint ventures	0.00
Cash receipts from share of profits of partnership firm or association of persons or limited liability partnerships	0.00
Cash payment for investment in partnership firm or association of persons or limited liability partnerships	0.00
Proceeds from sales of property, plant and equipment	0.00
Purchase of property, plant and equipment	20.04
Proceeds from sales of investment property	0.00
Purchase of investment property	0.00
Proceeds from sales of intangible assets	0.00
Purchase of intangible assets	0.00
Proceeds from sales of intangible assets under development	0.00
Purchase of intangible assets under development	0.00
Proceeds from sales of goodwill	0.00
Purchase of goodwill	0.00
Proceeds from biological assets other than bearer plants	0.00
Purchase of biological assets other than bearer plants	0.00
Proceeds from government grants	0.00
Proceeds from sales of other long-term assets	0.00
Purchase of other long-term assets	0.00
Cash advances and loans made to other parties	0.00
Cash receipts from repayment of advances and loans made to other parties	0.00
Cash payments for future contracts, forward contracts, option contracts and swap contracts	0.00
Cash receipts from future contracts, forward contracts, option contracts and swap contracts	0.00
Dividends received	0.00
Interest received	0.00
Income taxes paid (refund)	0.00
Other inflows (outflows) of cash	0.00
Net cash flows from (used in) investing activities	-20.04
Cash flows from used in financing activities	
Proceeds from changes in ownership interests in subsidiaries	0.00
Payments from changes in ownership interests in subsidiaries	0.00
Proceeds from issuing shares	0.00
Proceeds from issuing other equity instruments	0.00
Payments to acquire or redeem entity's shares	0.00
Payments of other equity instruments	0.00
Proceeds from exercise of stock options	0.00
Proceeds from issuing debentures notes bonds etc	0.00
Proceeds from borrowings	464.46
Repayments of borrowings	0.00

Handwritten signature



Payments of finance lease liabilities	0.00
Payments of lease liabilities	0.00
Dividends paid	0.00
Interest paid	399.30
Income taxes paid (refund)	
Other inflows (outflows) of cash	0.00
Net cash flows from (used in) financing activities	65.16
Net increase (decrease) in cash and cash equivalents before effect of exchange rate changes	11.75
Effect of exchange rate changes on cash and cash equivalents	0.00
Effect of exchange rate changes on cash and cash equivalents	0.00
Net increase (decrease) in cash and cash equivalents	11.75
Cash and cash equivalents cash flow statement at beginning of period	185.32
Cash and cash equivalents cash flow statement at end of period	197.07

For HIRA AUTOMOBILES LIMITED



Rahulinder Singh Sidhu

RAHULINDER SINGH SIDHU
MANAGING DIRECTOR
DIN - 00447452

DATE: 14.11.2023
PLACE: CHANDIGARH